

Power and versatility all year round

Stage V



**A user-friendly solution
for intense outdoor maintenance jobs
- with change of attachment in just 1 minute!**

A reliable partner

A utility machine with a mission

When you are in charge of outdoor maintenance, you need the best tools at your command - and not just in terms of performance. You need utility machines that get the job done beautifully and environmentally correct, but will also deliver as many working hours as possible all year round, doing all kinds of jobs perfectly every day. You also need machines that deliver the best return on investment as equipment for outdoor maintenance is a major budget concern.

Finally, you also need to make sure that the people doing the work out there are taken care of as well as possible, so you need machines that will protect and aid them in keeping parks, streets and other outdoor areas clean and attractive.

What you need is the City Ranger 2260 from Egholm.

With its powerful petrol engine and 4-wheel drive, the City Ranger 2260 takes care of all kinds of cleaning assignments - in all seasons. A complete range of tailor-made quality attachments ensures perfect results all year round. What you get is maximum versatility and efficiency - by the world's fastest shift between attachments, articulated manoeuvrability, easy handling and operation with maximum operator comfort.

Engineered and built in Denmark, the City Ranger 2260 is craftsmanship through and through - dedicated to make all outdoor areas present themselves as beautifully as possible, regardless of the weather or season.



An environment worth living in

A sound investment in attractive surroundings

Urban life revolves around open spaces where people meet or just pass through - parks, pavements, parking areas and streets. Today, a city that is attractive to live in, to invest in and to settle in, is also a clean city with well-maintained cityscapes. In winter, keeping snow and ice away is a daily challenge, and in the rest of the year, it's all about keeping trash, weeds and dirt at bay. That is the bare minimum people expect of their cities, and municipal authorities, facility managers and owners of industrial estates are faced with the challenge of delivering clean attractive surroundings all year round - while staying within budget, of course.

Driven by petrol

With the City Ranger 2260, all your outdoor sweeping, ground care and winter service jobs are made easy. You will be able to take good care of both your outdoor spaces and the people tasked with actually doing the work. The fact that the City Ranger 2260 is petrol-powered means that you will also be able to meet demands for NOx reductions within the city - something that will become increasingly important in the years to come.

Paying off, year after year

And speaking of the years to come:
The City Ranger 2260 is a solid investment you can rely on to do its work, day in and day out, for years and years. Built by dedicated craftsmen, and serviced by an international network of specialists, your City Ranger 2260 is guaranteed to deliver the best return on investment and the lowest service cost you can imagine.



The Egholm name is your guarantee for superior craftsmanship, perfect cleaning results and a tidy, attractive city for all those who use it every day.



City Ranger 2260

- Articulated steering
- Powerful petrol engine
- 4-wheel drive
- Low ground pressure due to wide footprint
- Small turning circle



Low noise and vibration levels for better comfort

Quality craftsmanship in every detail


A-frame mounting point for fast attachment change

17 dedicated attachments (complete list available at our website)

Quick-shift

- one minute pit stop

Thanks to the unique Quick-shift, attachment changes can be made in just one minute. Simply pick-up the front attachment with the machine, turn the handle and all mechanical, hydraulic, electrical and water systems are connected and ready to go. It couldn't be easier!



A proven concept

The City Ranger 2260 is versatile, but it is also specialised to suit your daily tasks. With the wide range of attachments available, you have a machine that performs every task perfectly without compromise in quality, speed or final result.

The sturdy A-frame on the vehicle, originally invented by Egholm, allows the operator to change attachments without tools. All mechanical, hydraulic, water and electrical systems are connected by simply turning one handle - and the machine is ready to set off. No time wasted in the workshop - it couldn't be easier.

Great manoeuvrability, easy handling

Compact design and articulated steering ensure that the City Ranger 2260 can turn on a plate - almost. With an inside turning circle of just 1200 mm, the City Ranger 2260 can almost wrap itself around lamp posts and other obstructions in the city landscape.

Your direct benefits:

- Low initial investment
- More yearly working hours = quick return on investment
- Just one machine = less training for operators
- Less space needed for storage facilities

Technical specifications

		Basic machine
Length	mm	2500
Width	mm	1068
Height with cabin / roll bar (ROPS)	mm	1939 / 2060
Weight with cabin / roll bar (ROPS) ¹⁾	kg	940 / 910
Payload	kg	670 / 700
Gross vehicle weight (GVA)	kg	1610
Turning circle - kerb to kerb	mm	3280
Turning circle - inside	mm	1200
Engine: Kubota petrol WG-972-G-E4	hp / kW	33 / 24
4-wheel drive		Standard

¹⁾ Includes: 75 kg operator and 90% fuel capacity.



Getting ready for what winter brings

Enter wintertime - with ease of mind

When winter brings snow and icy surfaces your City Ranger 2260 can handle all the challenges. Snow and ice are often left to be cleared away by hand - but not when you have the City Ranger 2260 at your disposal. Compact and strong, it will help you keep streets, paths, pavements and parking areas clear and safe in all weather conditions.

From the comfortable and well-protected cabin, the operator has an unobstructed view and can handle all the challenges of the winter season efficiently without heavy lifting.

Two tasks in one

The front attachments can work in tandem with the salt and sand spreader allowing you to get two jobs done at once - twice as effectively.

Safe manoeuvring even on slippery terrain

Driving safely on slippery and uneven terrain is possible thanks to its four-wheel drive, low center of gravity and long wheelbase. The City Ranger 2260 always moves safely on the ground, regardless of weather conditions.

Attachments for winter assignments:

- Snow sweeper
- Snow blower
- Snow plough
- Snow V-plough
- Salt and sand spreader

Salt and sand spreader

The salt and sand spreader is funnel-shaped, pressing the salt, sand or gravel under its own weight. Even moist material will flow freely. The clearing width can be increased up to 5 metres if needed - highly effective when treating frozen parking areas.



Snow sweeper

The snow sweeper is perfect for the first snow fall of winter. It will completely remove snow to a depth of 150 mm. The angle, rotation speed and rotation direction can be adjusted from the cabin for the best possible result. The built-in support stand with built-in wheel makes storage easy.



Snow V-plough

When heavy and icy snow covers the ground, you need the snow V-plough close at hand. It uses the tip of the 'V' to cut through heavy and encrusted snow, separating and pushing it to both sides. Even large amounts of snow are removed with ease.



Snow plough

The snow plough handles up to 350 mm of heavy snow. The clearing width is between 1130 and 1300 mm all depending on the inclination of the blade. Maximum inclination is 30° and can be adjusted from the comfort of the cabin.



Snow blower

Combined with the City Ranger 2260's many horsepower, the snow blower ensures easy and effortless clearing of large masses of snow. As it throws the snow away, it is also very useful in locations where there is not enough room to push the snow to the side.

New model

Green and pleasant

Spring, summer and autumn ground care maintenance

Well-groomed parks and green areas are an attractive asset for everyone who lives, works or tours your city. Sturdy, strong and fitted with professional attachments, the City Ranger 2260 is ready to solve all your ground care assignments.

Dedicated attachments improve your performance

With the wide range of attachments available, you have a machine that performs every task perfectly without compromise in quality, speed or final result. Combining this with the unique one minute Quick-shift function, you can change the function of your City Ranger 2260 without losing valuable working time.

The ground care attachment programme offers highly diversified operation at a low investment.

- Rotary, mulch and collection mowers
- Grass collector with external wonder hose (option)
- Hedge cutter
- Hedge trimmer
- Weed brush
- Flail mower / verticutter
- Lawn edger
- Tipping shovel
- Tipper trailer
- Load carrier



Rotary, mulch or collection mower - it's your choice

The rotary mower gives perfect mowing results all year round. With the 1200 mower you decide whether to use it as a rotary mower with or without a grass collector or as a mulch mower (collection and mulch kits are available as options). For larger mowing capacity a 1500 rotary mower is also available. It also offers the mulch option.



Avoid slow work in unhealthy working postures

Long, tall and/or wide hedges can present a real challenge. The work is hard and slow, often involving awkward positions. But not when using a hedge cutter. It is designed for the job, and the perfect choice for thuja, yew and hard beech hedges.



Easy transport of items

The load carrier allows you to transport smaller items on the back of the machine itself.



Let the tipping shovel take the load

With its 125 kg lifting capacity, the tipping shovel can reduce the strain on gardeners and park keepers when working with sand, gravel, compost etc.



Beautiful looking lawns

With the grass collector you ensure beautiful looking lawns. The collection hose is located under the machine, for retaining excellent manoeuvrability and access to narrow areas. Tipping height is adjustable up to 1860 mm.



A perfect finish to the lawn

The hydraulic lawn edger effectively maintains lawn edges, whatever their shape or form. Corners and bends are cut perfectly. The grass edge is first cut and then cultivated - two jobs done at once.



Long grass and moss have no chance

The flail mower mows all grass, whatever its height or toughness. Changing the flails with vertical blades converts it into a verticutter, which deals with moss and weeds without the need for pesticides. A diversified and efficient attachment.

Outdoor housekeeping

Suction sweeper for the City Ranger 2260

The all-year-round tool

Indispensable in all seasons, the suction sweeper turns your City Ranger 2260 into a truly versatile machine for all jobs. In spring the operator can clean grit and grime left over from the winter from streets and paths. In summer it keeps the outdoor areas free of cans, paper, litter etc. And in autumn it takes care of wind-blown leaves and dirt.

Professional efficiency

The suction sweeper is effective everywhere - on paths and pavements, verges, driveways, outdoor and indoor parking areas, etc. The suction sweeper has a remote vacuum hose, a water tank and a hopper for the collected rubbish. It can be fitted with two, three or four brushes. With high suction power, low emission and noise levels you have a state-of-the-art, environmentally friendly utility machine that ensures perfect cleaning results.

Dust control with unique filter system

Each brush has its own water sprayer. The water container (100 l) is connected to the hopper, which is equipped with a unique self-cleaning rotary filter system. The filter creates a fine water cloud inside the hopper ensuring an effective dust suppression. This reduces the risk of letting dust particles back out into the surrounding area.

The suction sweeper unit for the City Ranger 2260 is certified with a 4-star rating according to the new EUnited certification for PM10 and PM2.5.



Narrow spaces - no problem

Sweeping narrow footpaths, bicycle paths or other areas with space constraints is no problem for the City Ranger 2260. Compact and manoeuvrable, it can easily reach the most narrow spaces.



Wander hose

The five-metre remote vacuum hose gives you great mobility and excellent suction performance. With it, cleaning tasks around park bins, benches, steps and other obstacles can be done in no time and with good result. When not in use, it is discreetly fitted on top of the container.



High pressure washer

An integrated high-pressure cleaner with a capacity of approx. 100 bar and 6.5 l/min. as an option. With the ergonomic lance and a hose length of approx. 6 meters, it is suitable for cleaning signs, park benches, waste bins and the like, but also for cleaning the machine itself.

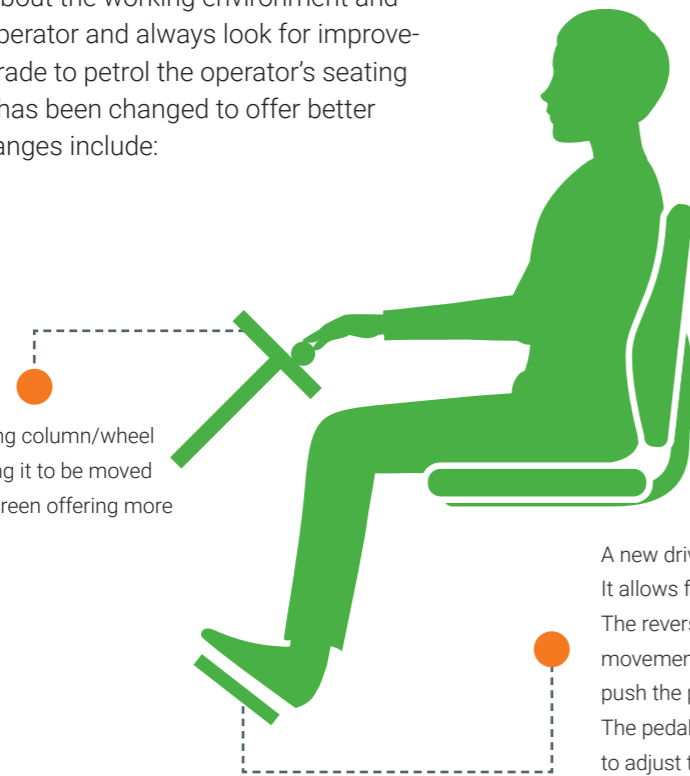


Sweep under and around obstacles

With the optional 3rd and 4th brush the City Ranger 2260 can sweep under and around obstacles such as benches. The hydraulic side brushes can be angled to sweep deep gutters or be positioned at different heights for sweeping kerbs and steps. The brushes are parallel controlled and can be fitted or removed very quickly.

Caring for the operator

At Egholm we care about the working environment and ergonomics of the operator and always look for improvements. With the upgrade to petrol the operator's seating and driving position has been changed to offer better ergonomics. The changes include:




The position of the steering column/wheel has been changed allowing it to be moved 4 cm closer to the windscreen offering more space for the operator.

Moving the rear wall of the cabin further back has made it possible to move the driving seat 3 cm back - again adding to increased space for the operator. All together these two changes have increased the driver space with 7 cm, resulting in the feeling of a much more roomie cabin and more comfort for the operator.

A new driving pedal also adds to improved ergonomics. It allows for a better angle of the foot and the lower leg. The reversing function has been integrated in the forward movement of the pedal - all the operator needs to do is, to push the pedal side-ways to the left before pressing it down. The pedal has a longer displacement which makes it easier to adjust the speed smoothly - both forwards and backwards.

More than **4000** City Rangers in service worldwide




Quick-shift Attachment change in 1 minute

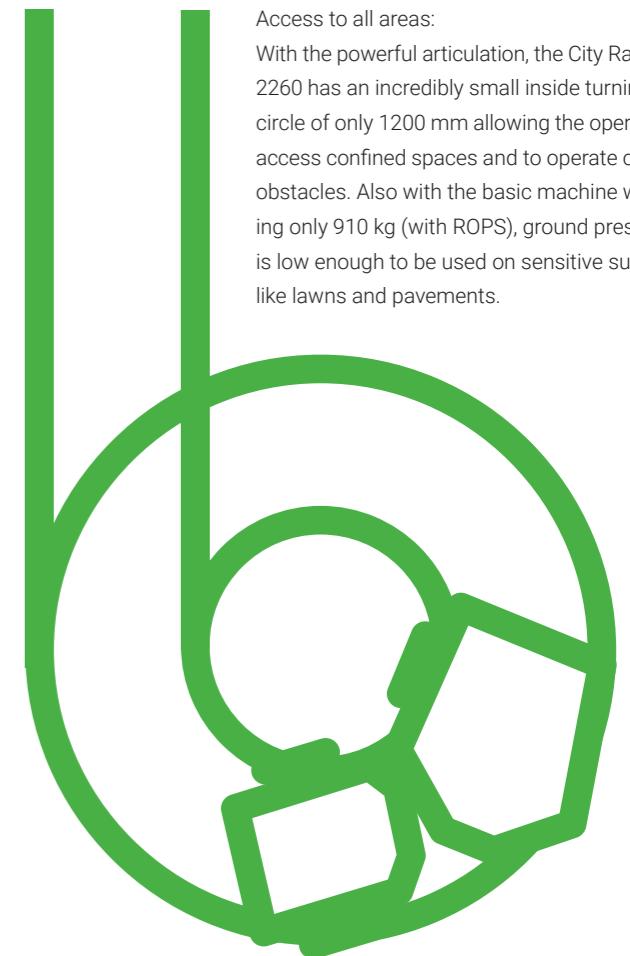


Driven by the environment

With a petrol engine, you will live up to all the environmental restrictions in most city centres. You will meet all Stage V emission standards which are being implemented across Europe in the coming years.



120 cm inside turning circle



Access to all areas: With the powerful articulation, the City Ranger 2260 has an incredibly small inside turning circle of only 1200 mm allowing the operator to access confined spaces and to operate close to obstacles. Also with the basic machine weighing only 910 kg (with ROPS), ground pressure is low enough to be used on sensitive surfaces like lawns and pavements.

328 cm turning circle - kerb to kerb

Honest Work,

Egholm A/S develops, produces and markets utility machines that keep roads, parks and outdoor areas clean and inviting all year round. We supply functional quality machines and attachments to people who do an honest day's work keeping our cities clean and attractive. With special attachments developed for the machines, Egholm machines deliver perfect results no matter the task at hand. Built by craftsmen in Denmark, Egholm machines are in operation in cities and parks all over the world.

Honest Machines,

Egholm utility machines are developed by people who are passionate about technology and innovation. We listen to the people driving, using and servicing Egholm machines, because they are the true experts. It is our mission to design, build and market utility machines that deliver perfect results in real life. Egholm machines are honest machines - not just because they deliver comfort, safety and strong end results: They are also a sound investment for years to come and give you outstanding return on your investment.

Honest People,

We want you to think of us as your partner in every single way. And we always insist on reliability, trust and honesty in our partnership with you and with our network of dealers and service partners. We are straightforward and direct in our communication and in our dealings with everyone. Our belief in hard work and unwillingness to compromise helps us deliver the quality for which we are known. And we believe it is reflected by the machines we build for you, as well.

Egholm A/S

Transportvej 27
7620 Lemvig, Denmark
T.: +45 97 81 12 05
www.egholm.eu - info@egholm.dk

Egholm GmbH

Am Hafen 24
38112 Braunschweig, Germany
T.: +49 (0) 531 129 77-0
www.egholm.de - info@egholm.de